

Vijay Ram Behari & Co.

Chartered Accountants

Kiran College Road, Diggi Chauraha, Banda (U.P.) 210 001
Ph. : 05192-228116 Mob. : 9415144021, 7706868714
e-mail : fca.vijaygupta@gmail.com, vrbbanda1995@gmail.com,
vrbandcompany@gmail.com



To,
Executive Officer
Nagar Palika Parishad Banda
Banda

Subject- Completion of work about Accrual Based Double Entry System, for Finance Year 2019-2020.


Dear sir

Please find the documents enclosed here with.

1. Income and Expenditure accounts and Balance Sheet as at 31-03-2020
2. Income and Expenditure accounts and Balance Sheet as at 31st March 2020
3. Soft copy of Balance Sheet as on 2019-2020
4. Work Completion certificate.
5. Tally Data.

Thanking You

Date: 25/03/2021


For Vijay Ram Behari & co.
Chartered Accountants
(Vijay Kumar Gupta)
Partner

25/03/2021

BRANCHES AT : NEW DELHI, KANPUR & JABALPUR

NAGAR PALIKA PARISHAD, BANDA
BALANCE SHEET AS ON 31st MARCH 2020

Code No.	Item/ Head of Account	Schedule No	Current Year Amount (Rs.)	Previous Year Amount (Rs.)
1	2	2	4	5
	LIABILITIES			
	Reserve & Surplus			
3-10	Municipal (General) Fund	B-1	702,507,930.63	597,372,503.91
3-11	Earmarked Funds	B-2	0.00	0.00
3-12	Reserves	B-3	0.00	0.00
	Total Reserves & Surplus		702,507,930.63	597,372,503.91
3-20	Grants, Contributions for specific purposes	B-4	341,064,465.00	341,064,465.00
	Loans			
3-30	Secured Loans	B-5	0.00	0.00
3-31	Unsecured Loans	B-6	0.00	0.00
	Total Loans		0.00	0.00
	Current Liabilities and Provisions			
3-40	Deposits Received	B-7	81,840.00	81,840.00
3-41	Deposit works	B-8	0.00	0.00
3-50	Other Liabilities (Sundry Creditors)	B-9	25,000.00	25,000.00
3-60	Provisions	B-10	0.00	0.00
	Total Current Liabilities and Provisions		106,840.00	106,840.00
	TOTAL LIABILITIES		1,043,679,235.63	938,543,808.91

ASSETS

Fixed Assets

4-10	Gross Block	B-11	789,969,664.52	815,320,105.58
4-11	Less: Accumulated Depreciation		(108,706,640.82)	(113,108,581.84)
	Net Block		681,263,053.70	702,213,543.92
4-12	Capital Work-in-Progress		0.00	0.00
	Total Fixed Assets		681,263,053.70	702,213,543.92
	Investments			
4-20	Investment – General Fund	B-12	0.00	0.00
4-21	Investments – Other Funds	B-13	0.00	0.00
	Total Investments		0.00	0.00
	Current Assets, Loans and Advances			
4-30	Stock in Hand (Inventories)	B-14	0.00	0.00
4-31	Sundry Debtors(Receivables)	B-15	55,397,158.04	45,792,386.54
4-32	Less: (Accumulated prov.against debts)		0.00	0.00
4-40	Prepaid Expenses	B-16	0.00	0.00
4-50	Cash and Bank Balances	B-17	307,019,023.09	190,537,877.65
4-60	Loans, advances and deposits	B-18	0.00	0.00
4-61	Less: Accumulated provision against Loans		0.00	0.00
	Total Current Assets, Loans & Advances		362,416,181.13	236,330,264.19
4-70	Other Assets	B-19	0.80	0.80
4-80	Miscellaneous Exp.(to the extent not written off)	B-20	0.00	0.00
	TOTAL ASSETS		1,043,679,235.63	938,543,808.91

Accountant
Nagar Palika Parishad Banda

E.O.

Place : Banda

Date : 25/03/2021

For Vijay Ram Behari & C.o
Chartered Accountants

Vijay Kumar Gupta

Partner

M.No.+917706868714

Schedule B- 1: Municipal (General) Fund [Code No 310]

Code No.	Particulars	Opening balance as per the last account (Rs.)	Additions during the year * (Rs.)	Total (Rs.)	Deductions during the year ** (Rs.)	Balance at the end of the current year (Rs.)
1	2	3	4	5(3+4)	6	7 (5-6)
310- 10	Municipal Fund	597,372,503.91	0.00	597,372,503.91	0.00	597,372,503.91
310- 90	Excess of Income Over Expenditure		105,135,426.72	105,135,426.72		105,135,426.72
	Total Municipal fund (310)	597,372,503.91	105,135,426.72	702,507,930.63	0.00	702,507,930.63

Schedule B- 2: Earmarked Funds

Schedule B - 2: Special Funds/ Sinking Fund/ Trust or Agency Fund [Code No 311]

Amount in Rs.

Particulars	Special Fund 1	Special Fund 2	Special Fund 3	Special Fund 4	Special Fund 5	Pension Fund
Code No.						
(a) Opening Balance	0.00	0.00	0.00	0.00	0.00	0.00
(b) Additions to the Special Fund	0.00	0.00	0.00	0.00	0.00	0.00
(i) Transfer from Municipal Fund	0.00	0.00	0.00	0.00	0.00	0.00
(ii) Interest/ Dividend earned on Special Fund Investments	0.00	0.00	0.00	0.00	0.00	0.00
(iii) Profit on disposal of Special Fund Investments	0.00	0.00	0.00	0.00	0.00	0.00
(iv) Appreciation in Value of Special Fund Investments	0.00	0.00	0.00	0.00	0.00	0.00
(v) Other addition (Specify nature)	0.00	0.00	0.00	0.00	0.00	0.00
Total (b)	0.00	0.00	0.00	0.00	0.00	0.00
Total (a+ b)	0.00	0.00	0.00	0.00	0.00	0.00

(c) Payments out of funds	0.00	0.00	0.00	0.00	0.00	0.00	0.00	0.00	0.00
(f) Capital expenditure on	0.00	0.00	0.00	0.00	0.00	0.00	0.00	0.00	0.00
Fixed Assets*									
Others	0.00	0.00	0.00	0.00	0.00	0.00	0.00	0.00	0.00
Sub-total	0.00	0.00	0.00	0.00	0.00	0.00	0.00	0.00	0.00
(g) Revenue Expenditure on	0.00	0.00	0.00	0.00	0.00	0.00	0.00	0.00	0.00
Salary, Wages and allowances etc.	0.00	0.00	0.00	0.00	0.00	0.00	0.00	0.00	0.00
Rent	0.00	0.00	0.00	0.00	0.00	0.00	0.00	0.00	0.00
Other administrative charges	0.00	0.00	0.00	0.00	0.00	0.00	0.00	0.00	0.00
Sub-total	0.00	0.00	0.00	0.00	0.00	0.00	0.00	0.00	0.00
(ii) Other:									
Loss on disposal of Special Fund Investments	0.00	0.00	0.00	0.00	0.00	0.00	0.00	0.00	0.00
Diminution in Value of Special Fund Investments	0.00	0.00	0.00	0.00	0.00	0.00	0.00	0.00	0.00
Transferred to Municipal Fund	0.00	0.00	0.00	0.00	0.00	0.00	0.00	0.00	0.00
Sub-total	0.00	0.00	0.00	0.00	0.00	0.00	0.00	0.00	0.00
Total of (f+ ii+ iii) (c)	0.00	0.00	0.00	0.00	0.00	0.00	0.00	0.00	0.00
Net balance at the year end - (a+ b) (c)	0.00	0.00	0.00	0.00	0.00	0.00	0.00	0.00	0.00
Grant Total of Special Funds	0.00	0.00	0.00	0.00	0.00	0.00	0.00	0.00	0.00

Handwritten signature and official stamp of the Municipal Council.

Schedule B- 3: Reserves [Code No 312]

Code No.	Particulars	Opening balance (Rs.)	Additions during the year (Rs.)	Total (Rs.)	Deductions during the year (Rs.)	Balance at the end of the current year (Rs.)
1	2	3	4	5 (3+ 4)	6	7 (5- 6)
312- 10	Capital Contribution					
312- 11	Capital Reserve	0.00	0.00	0.00	0.00	0.00
312- 20	Borrowing Redemption Reserve	0.00	0.00	0.00	0.00	0.00
312- 30	Special Funds (Utilised)					
312- 40	Statutory Reserve	0.00	0.00	0.00	0.00	0.00
312- 50	General Reserve	0.00	0.00	0.00	0.00	0.00
312- 60	Revaluation Reserve	0.00	0.00	0.00	0.00	0.00
	Total Reserve funds	0.00	0.00	0.00	0.00	0.00

Schedule B- 4: Grants & Contribution for Specific Purposes [Code No 320]

Particulars	Amount in Rs.						
	Grants from	Grants from	Grants from	Grants	Grants	Grants from	Others
	Central	State	Other	from	from	International	
	Government	Government	Government	Financial	Welfare	Organisations	
Code No.			Agencies	Institutions	Bodies		
(a) Opening Balance	44,359,911.00	296,704,554.00	0.00	0.00	0.00	0.00	0.00
(b) Additions to the Grants *							
(i) Grant received during the year	0.00	0.00	0.00	0.00	0.00	0.00	0.00
(ii) Interest/ Dividend earned on Grant Investments	0.00	0.00	0.00	0.00	0.00	0.00	0.00
(iii) Profit on disposal of Grant Investments	0.00	0.00	0.00	0.00	0.00	0.00	0.00
(iv) Appreciation in Value of Grant Investments	0.00	0.00	0.00	0.00	0.00	0.00	0.00
(v) Other addition (Specify nature)	0.00	0.00	0.00	0.00	0.00	0.00	0.00
Total (b)	0.00	0.00	0.00	0.00	0.00	0.00	0.00
Total (a+ b)	44,359,911.00	296,704,554.00	0.00	0.00	0.00	0.00	0.00
(c) Payments out of funds							
(i) Capital expenditure on							
Fixed Assets*	0.00	0.00	0.00	0.00	0.00	0.00	0.00
Others	0.00	0.00	0.00	0.00	0.00	0.00	0.00
Sub -total.	0.00	0.00	0.00	0.00	0.00	0.00	0.00
(ii) Revenue Expenditure on							
Salary, Wages and allowances etc.	0.00	0.00	0.00	0.00	0.00	0.00	0.00
Rent	0.00	0.00	0.00	0.00	0.00	0.00	0.00
Other administrative charges	0.00	0.00	0.00	0.00	0.00	0.00	0.00
Sub -total	0.00	0.00	0.00	0.00	0.00	0.00	0.00
(iii) Other:							
Loss on disposal of Grant Investments	0.00	0.00	0.00	0.00	0.00	0.00	0.00
Diminution in Value of Grant Investments	0.00	0.00	0.00	0.00	0.00	0.00	0.00
Grants Refunded	0.00	0.00	0.00	0.00	0.00	0.00	0.00
Sub -total	0.00	0.00	0.00	0.00	0.00	0.00	0.00
Total (c) [i+ ii+ iii]	0.00	0.00	0.00	0.00	0.00	0.00	0.00
Net balance at the year end - (a+ b)-(c)	44,359,911.00	296,704,554.00	0.00	0.00	0.00	0.00	0.00
Total							341,064,465.00

~~WAGAH PUNJAB BANSHAH CHITRON (HARYANA)~~

Schedule B-5: Secured Loans [Code No 330]

Amount in Rs.			
Code No.	Particulars	Current Year Amount (Rs.)	Previous Year Amount (Rs.)
1	2	3	4
330-10	Loans from Central Government	0.00	0.00
330-20	Loans from State government	0.00	0.00
330-30	Loans from Govt. bodies & Associations	0.00	0.00
330-40	Loans from international agencies	0.00	0.00
330-50	Loans from banks & other financial institutions	0.00	0.00
330-60	Other Term Loans	0.00	0.00
330-70	Bonds & debentures	0.00	0.00
330-80	Other Loans	0.00	0.00
	Total Secured Loans	0.00	0.00

Schedule B-6: Unsecured Loans [Code No 331]

Amount in Rs.			
Code No.	Particulars	Current Year Amount (Rs.)	Previous Year Amount (Rs.)
1	2	3	4
331-10	Loans from Central Government	0.00	0.00
331-20	Loans from State government	0.00	0.00
331-30	Loans from Govt. bodies & Associations	0.00	0.00
331-40	Loans from international agencies	0.00	0.00
331-50	Loans from banks & other financial institutions	0.00	0.00
331-60	Other Term Loans	0.00	0.00
331-70	Bonds & debentures	0.00	0.00
331-80	Other Loans	0.00	0.00
	Total Un-Secured Loans	0.00	0.00

Schedule B-7: Deposits Received [Code No 340]

Amount in Rs.			
Code No.	Particulars	Current Year Amount (Rs.)	Previous Year Amount (Rs.)
1	2	3	4
340-10	From Contractors	81,840.00	81,840.00
340-20	From Revenues	0.00	0.00
340-30	From staff	0.00	0.00
340-80	From Others	0.00	0.00
	Total deposits received	81,840.00	81,840.00

Schedule B-8: Deposits Works [Code No 341]

Amount in Rs.					
Code No.	Particulars	Opening balance as the beginning of the year Amount (Rs)	Additions during the current year Amount (Rs)	Utilisation / expenditure Amount (Rs)	Balance outstanding at the end of the current
1	2	3	4	5	6
341-10	Civil Works	0.00	0.00	0.00	0.00
341-20	Electrical works	0.00	0.00	0.00	0.00
341-80	Others	0.00	0.00	0.00	0.00
	Total of deposit works	0.00	0.00	0.00	0.00

Schedule B-9: Other Liabilities (Sundry Creditors) [Code No 350]

Code No.	Particulars	Current Year Amount (Rs.)	Previous Year Amount (Rs.)
1	2	3	4
350-10	Creditors		
	Census	-	-
	Vijay Ram Behari & Co.(Accounting Fee)	-	-
	S.K.Chaudhary & Co.(Accounting Fee)	25,000.00	25,000.00
350-11	Employee Liabilities:-		
	Pension Payable	-	-
	Salary Payable	-	-
	Provident Fund Payable	-	-
350-12	Interest Accrued and Due		
350-20	Recoveries Payable		
350-30	Government Dues Payable		
	Income Tax Payable	-	-
	Sale Tax Payable	-	-
	Royalty Payable	-	-
350-40	Refunds Payable		
350-41	Advance Collection of Revenues		
350-80	Others(Travelling Exp Payable)		
	Total Other Liabilities (Sundry Creditors).	25,000.00	25000.00

Code No.	Particulars	Current Year Amount (Rs.)	Previous Year Amount (Rs.)
1	2	3	4
360-10	Provision for Expenses		
360-20	Provision for Interest	0.00	0.00
360-30	Provision for Other Assets	0.00	0.00
	Total Provisions	0.00	0.00

Schedule B-1: Fixed Assets (Code No. 410 & 411)

Code No	Particulars	Dep. Rate	Useful Life	Gross Block					Accumulated Depreciation					Net Block	
				Opening Balance	Additions during the period	Deductions during the period	Cost at the end of the year	Opening Balance	Additions during the period	Deductions during the period	Total at the end of the year	At the end of current year	At the end of the previous year		
1	2			3	4	5	6	7	8	9	10	11	12		
410-20	Land			226,226,600.00	-	-	226,226,600.00	-	-	-	-	-	226,226,600.00	226,226,600.00	
410-20	Buildings & Other Buildings														
	Office Building & Other Building	5%	30	54,313,988.55	-	-	54,313,988.55	-	2,715,699.43	-	2,715,699.43	51,598,289.12	54,313,988.55		
410-20	Infrastructure Assets >														
	Roads and Bridges	15.00%	15	276,524,553.45	28,150,852.00	-	304,675,405.45	-	59,661,320.35	-	59,661,320.35	245,014,085.11	276,524,553.46		
	Sewerage & Drainage	15.00%	15	68,212,541.03	25,979,070.00	-	94,191,611.03	-	18,442,717.44	-	18,442,717.44	75,748,893.59	68,212,541.03		
	Water Conservation	15.00%	15	11,414,197.79	7,117,118.00	-	18,531,315.79	-	3,628,431.63	-	3,628,431.63	14,902,884.16	11,414,197.79		
	Water Works	15.00%	15	13,296,253.47	4,833,672.00	-	18,039,965.47	-	3,532,225.24	-	3,532,225.24	14,507,740.23	13,296,253.47		
410-40	Plant & Machinery >	15.00%	15	25,650,537.17	3,262,977.00	-	33,113,514.17	-	9,175,754.78	-	9,175,754.78	23,937,759.39	29,850,537.17		
410-40	Plant & Machinery >	15.00%	15	4,653,743.71	-	-	4,653,743.71	-	911,203.02	-	911,203.02	3,742,540.69	4,653,743.71		
410-50	Vehicle >	25.00%	5	3,226,233.19	11,699,577.00	-	14,925,810.19	-	3,664,292.26	-	3,664,292.26	11,061,517.93	3,226,233.19		
	Private Motor Vehicle	25.00%	5	3,424,628.06	329,847.60	-	3,954,475.66	-	1,023,813.75	-	1,023,813.75	2,930,661.91	3,624,628.06		
	Tractor	25.00%	5	394,095.78	-	-	394,095.78	-	102,031.40	-	102,031.40	292,064.38	394,095.78		
	Tractor	25.00%	5	204,953.15	-	-	204,953.15	-	53,062.37	-	53,062.37	151,890.78	204,953.15		
410-60	Office & other equipments >	65.16%	5	2,277,200.86	-	-	2,277,200.86	-	589,567.30	-	589,567.30	1,687,633.56	2,277,200.86		
	Computer	65.16%	5	1,014,921.69	2,121,008.00	-	3,135,929.69	-	1,980,653.19	-	1,980,653.19	1,155,276.50	1,014,921.69		
410-70	Furniture, fixtures, fittings and electrical appliances >	26.70%	5	2,664,763.99	-	-	2,664,763.99	-	14,692.82	-	14,692.82	8,570.04	2,664,763.99		
	Generator	26.70%	10	196,364.41	3,940,619.00	-	4,137,013.41	-	1,104,582.58	-	1,104,582.58	3,032,430.83	196,364.41		
	Inverter & Battery	26.70%	2	616,550.63	-	-	616,550.63	-	164,619.02	-	164,619.02	451,931.61	616,550.63		
	A/C	26.70%	5	234,590.74	-	-	234,590.74	-	62,635.73	-	62,635.73	171,955.01	234,590.74		
410-80	Other Fixed Assets	26.70%	5	3,333,493.38	291,400.00	-	3,624,893.38	-	967,846.53	-	967,846.53	2,657,046.85	3,333,493.38		
Total				702,213,543.92	87,756,150.60	0.00	789,969,694.52	0.00	108,706,640.82	0.00	108,706,640.82	681,263,053.70	702,213,543.92		

Amount In Rs.

Amount Rs.

Code No.	Particulars	With whom invested	Face value (Rs.)	Current year Carrying Cost (Rs.)	Previous year Carrying Cost (Rs.)
1	2	3	4	5	6
420-10	Central Government Securities		0	0	0
420-20	State Government Securities		0	0	0
420-30	Debentures and Bonds		0	0	0
420-40	Preference Shares		0	0	0
420-50	Equity Shares		0	0	0
420-60	Units of Mutual Funds		0	0	0
	Total of Investments General Fund		0.00	0.00	0.00

Schedule B-13: Investments - Other Funds [Code 421]

Amount Rs.

Code No.	Particulars	With whom invested	Face value (Rs.)	Amount Rs.	
				Current year Carrying Cost (Rs.)	Previous year Carrying Cost (Rs.)
1	2	3	4	5	6
421-10	Central Government Securities		0	0	0
421-20	State Government Securities		0	0	0
421-30	Debentures and Bonds		0	0	0
421-40	Preference Shares		0	0	0
421-50	Equity Shares		0	0	0
421-60	Units of Mutual Funds		0	0	0
421-80	Other Investments		0	0	0
	Total of Investments Other Funds			0.00	0.00


Schedule B-14: Stock in Hand (Inventories) [Code 430]

Code No.	Particulars	Current Year Amount (Rs.)	Previous year Amount (Rs.)
1	2	3	4
430-10	Stores	0.00	0.00
430-20	Loose Tools		
430-30	Others		
	Total Stock in hand.	0.00	0.00

Controller of Accounts
Government of Karnataka

Schedule B- 15: Sundry Debtors (Receivables) [Code No 431]

Code No.	Particulars	Gross Amount (Rs.)	Provision for Outstanding revenues (Rs.)	Net Amount (Rs.)	Previous year Net amount (Rs.)
1	2	3	4	5 = 3 - 4	6
			(Code No 432)		
431- 10	Receivables for Property Taxes	55,397,158.04	0.00	55,397,158.04	45,792,386.54
	Less than 5 years *				0.00
	More than 5 years*				
	Sub - total				
431- 91	Less: State Government Cesses/ Levies in Taxes - Control Accounts			0.00	0.00
	Net Receivables of Property Taxes	55,397,158.04	0.00	55,397,158.04	45,792,386.54
431- 19	Receivable of Other Taxes	0.00	0.00	0.00	0.00
	Less than 3 years*				
	More than 3 years*				
431- 99	Sub- total				
	Less: State Government Cesses/ Levies in Taxes - Control Accounts	0.00	0.00	0.00	0.00
	Net Receivables of Other Taxes	0.00	0.00	0.00	0.00
431- 20	Receivables of Cess Income	0.00	0.00	0.00	0.00
	Less than 3 years*				
	More than 3 years*				
	Sub- total				
431- 30	Receivables for Fees and User Charges	0.00	0.00	0.00	0.00
	Less than 3 years*				
	More than 3 years*				
	Sub - total				
431- 40	Receivables from Other Sources	0.00	0.00	0.00	0.00
	Less than 3 years*				
	More than 3 years*				
	Sub - total				
431- 50	Receivables from Government	0.00	0.00	0.00	0.00
	Total of Sundry Debtors (Receivables)	55,397,158.04	0.00	55,397,158.04	45,792,386.54



Rule B-16: Prepaid Expenses [Code No 440]

Code No	Particulars	Current Year Amount (Rs.)	Previous Year Amount (Rs.)
1	2	3	4
440-10	Establishment	0.00	0.00
440-30	Administrative	0.00	0.00
440-20	Operations & Maintenance	0.00	0.00
	Total Prepaid expenses	0.00	0.00

Schedule B-17 :Cash and Bank Balances [Code No 450]

Code No	Particulars	Current year Amount (Rs.)	Previous year Amount (Rs.)
1	2	3	4
450-10	Cash	1,898.36	1,898.36
	Balance with Bank – Municipal Funds		
450-21	Nationalised Banks		
	Allahabad Bank A/c No. 2055484777	344,533.41	344,533.41
	CBI 27	16,589.80	16,589.80
	CBI 54	3,173,839.25	3,173,839.25
	CBI 28	342,547.50	3,509,270.20
	PNB A/c No. 0540000010220307	177,194,412.39	105,580,401.19
	SBI A/c No. 11147092971	1,517,794.04	4,068,485.04
	SBI A/c No. 34869281537	37,155,774.08	26,379,916.60
	SBI A/c No. 37233920452	728,086.00	543,035.00
	SBI A/c No.38703633648	2,106,390.86	0.00
	ICICI-A/c No.241305000051	30,323.00	30,323.00
	IDBI-A/c No.1580104000012351	183,206.00	176,831.00
	PNB A/c No. 0294001100000544	2,215,935.05	2,747,966.85
	PNB A/c No. 4483000100037259	66,964,283.30	22,359,431.10
	PNB A/c No. 7740000100022560	1,821,393.30	10,554,447.10
	PNB A/c No. 0294000110121001	1,141,315.80	1,324,803.60
	HDFC A/cNo. 50100229641750	4,163,749.30	9,268,180.00
	Allahabad . U.p Gramin bank	11,857.00	11,857.00
	HDFC A/cNo. 50100283060676	6,567,442.00	0.00
450-22	Other Scheduled Banks		
450-23	Scheduled Co-operative Banks		
450-24	Co Operative Bank 595	283,491.40	189,541.40
	Banda Urban Bank A/c No. 859	838,349.31	40,715.81
	Sub-Total	306,801,312.79	190,320,167.35
450-41	Balance with Bank –Special Funds		
450-42	Nationalised Banks	0.00	0.00
450-43	Other Scheduled Banks	0.00	0.00
450-44	Scheduled Co-operative Banks	0.00	0.00
	Post Office	215,811.94	215,811.94
	PLA A/c	215,811.94	215,811.94
	Sub-total		
	Balance with Bank Grant Funds		
450-61	Nationalised Banks	0.00	0.00
450-62	Other Scheduled Banks	0.00	0.00
450-63	Scheduled Co-operative Banks	0.00	0.00
450-64	Post Office	0.00	0.00
	Sub-total	0.00	0.00
	Total Cash and Bank balances	307,019,023.09	190,537,877.65

(Handwritten Signature)

(Official Stamp)

Rule B-18: Loans, advances and deposits [Code 460]					
Code No	Particulars	Opening Balance at The beginning of the year (Rs.)	Paid during the current Year (Rs.)	Recovered during the year (Rs.)	Balance outstanding at the end of the year (Rs.)
1	2	3	4	5	6
460-10	Loans and advances to employees	0.00	0.00	0.00	0.00
460-20	Employee Provident Fund Loans	0.00	0.00	0.00	0.00
460-30	Loans to Others	0.00	0.00	0.00	0.00
460-40	Advance to Suppliers and Contractors	0.00	0.00	0.00	0.00
460-50	Advance to Others	0.00	0.00	0.00	0.00
460-60	Deposit with External Agencies	0.00	0.00	0.00	0.00
460-80	Other Current Assets	0.00	0.00	0.00	0.00
	Sub -Total	0.00	0.00	0.00	0.00
461	- Less: Accumulated Provisions against Loans, Advances and Deposits (Schedule B - 18 (a))	0.00	0.00	0.00	0.00
	Total Loans, advances, and deposits	0.00	0.00	0.00	0.00

Schedule B-18 (a): Accumulated Provisions against Loans, Advances, and Deposits


(Code No 461)				
Code No.	Particulars	Current Year Amount (Rs.)	Previous year Amount (Rs.)	
1	2	3	4	
461-10	Loans to	0.00	0.00	
461-20	Advances	0.00	0.00	
461-30	Deposits	0.00	0.00	
	Total Accumulated Provision	0.00	0.00	

Schedule B-19: Other Assets [Code No 470]

Code No.	Particulars	Current Year Amount (Rs.)	Previous year Amount (Rs.)
1	2	3	4
470-10	Deposit Works	0.80	0.80
470-20	Other asset control accounts	0.00	0.00
	Total Other Assets	0.80	0.80

Schedule B-20: Miscellaneous Expenditure (to the extent not written off) [Code No 480]

Code No.	Particulars	Current Year Amount (Rs.)	Previous year Amount (Rs.)
1	2	3	4
480-10	Loan Issue Expenses Deferred	0.00	0.00
480-20	Discount on Issue of Loans	0.00	0.00
480-30	Deferred Revenue Expenses	0.00	0.00
480-90	Others	0.00	0.00
	Total Miscellaneous expenditure.	0.00	0.00



NAGAR PALIKA PARISHAD, BANDA

Income and Expenditure Statement for the period from 1st April 2019 to 31st March 2020

Code No.	Item/ Head of Account	Schedule No	Current Year Amount (Rs.)	Previous Year Amount (Rs.)
1	2	3	4	5
	INCOME			
I-10	Tax Revenue	I-1	13,400,287.00	13,457,341.00
I-20	Assigned Revenues & Compensation	I-2	-	5,199,684.00
I-30	Rental Income from Municipal Properties	I-3	434,694.00	434,694.00
I-40	Fees & User Charges	I-4	2,685,537.72	1,272,223.00
I-50	Sale & Hire Charges	I-5	-	721,500.00
I-60	Revenue Grants, Contributions & Subsidies	I-6	414,358,751.00	308,510,358.00
I-70	Income from Investments	I-7	-	-
I-71	Interest Earned	I-8	7,560,146.00	4,492,886.00
I-80	Other Income	I-9	802,538.00	524,494.00

A	Total – INCOME		439,241,953.72	334,613,180.00
	EXPENDITURE			
2-10	Establishment Expenses	I-10	167,151,512.20	129,462,645.00
2-20	Administrative Expenses	I-11	31,778,193.00	31,638,581.35
2-30	Operations & Maintenance	I-12	13,504,266.00	12,803,830.00
2-40	Interest & Finance Expenses	I-13	19,896.98	9,527,413.85
2-50	Programme Expenses	I-14	2,256,702.00	946,951.00
2-60	Revenue Grants, Contributions & subsidies	I-15	5,720,000.00	3,509,274.00
2-70	Provisions & Write off	I-16	-	-
2-71	Miscellaneous Expenses	I-17	4,969,316.00	3,597,631.00
2-72	Depreciation		108,706,640.82	113,106,561.64
B	Total – EXPENDITURE		334,106,527.00	304,592,887.84
A-B	Gross surplus/ (deficit) of income over expenditure before Prior Period Items		105,135,426.72	30,020,292.16
2-80	Add: Prior period Items (Net)	2-18	0.00	0.00
	Gross surplus/ (deficit) of income over expenditure after Prior Period Items		105,135,426.72	30,020,292.16
2-90	Net balance being surplus/ deficit carriedover to Municipal Fund		105,135,426.72	30,020,292.16

Accountant

Nagar Palika Parishad, Banda

E.O.

Place : Banda

Date :

For Vijay Ram Behari & C.o

Chartered Accountants


Vijay Kumar Gupta

Partner

M.No.+917706868714


Schedule I-1: Tax Revenue [Code No 110]

Minor Code No	Particulars	Current year (Rs.)	PreviousYear (Rs.)
1	2	3	4
110-01	Property tax	13,346,687.00	13,346,687.00
110-02	Water tax	0.00	0.00
110-03	Sewerage Tax	0.00	0.00
110-04	Conservancy Tax	0.00	0.00
110-05	Lighting Tax	0.00	0.00
110-06	Education tax	0.00	0.00
110-07	Vehicle Tax	0.00	0.00
110-08	Tax on Animals	0.00	0.00
110-09	Electricity Tax	0.00	0.00
110-10	Professional Tax	0.00	0.00
110-11	Advertisement tax	0.00	110,654.00
110-12	Pilgrimage Tax	0.00	0.00
110-51	Octroi & Toll	0.00	0.00
110-52	Cess	0.00	0.00
110-80	Other taxes	53,600.00	0.00
	Cinema hall tax	0.00	0.00
	Sub-total	13,400,287.00	13,457,341.00
	Less: -		
110-90	Tax Remissions & Refund [Schedule 1-1 (a)]	0.00	0.00
	Total tax revenue	13,400,287.00	13,457,341.00
Code No	Particulars	Current year (Rs.)	Previous year (Rs.)
1	2	3	4
	Property taxes	0.00	0.00
	Octroi and toll	0.00	0.00
	Cess Income	0.00	0.00
	Advertisement tax	0.00	0.00
	Others	0.00	0.00
	Total refund and remission of tax revenues	0.00	0.00


 (Official stamp partially visible below the signature)


Schedule I-2 : Assigned Revenues & Compensation [Code No 120]

Code No	Particulars	Current year (Rs.)	Previous year (Rs.)
1	2	3	4
120-10	Taxes and Duties collected by others	0.00	5,199,684.00
120-20	Compensation in lieu of Taxes / duties	0.00	0.00
120-30	Compensations in lieu of Concessions	0.00	0.00
Total assigned revenues & compensation		0.00	5,199,684.00

A handwritten signature in black ink is written over a circular official stamp. The stamp contains the text "ASSIGNED ACC." and other illegible characters.

Schedule I-3: Rental Income from Municipal Properties [Code No 130]

Code No	Particulars	Current year (Rs.)	Previous Year (Rs.)
1	2	3	4
130-10	Rent from Civic Amenities		
130-20	Rent from Office Buildings		
130-30	Rent from Guest Houses		
130-40	Rent from lands		
130-80	Other rents(shop)	434,694.00	434,694.00
	Sub-Total	434,694.00	434,694.00
	Less:	0.00	0.00
130-90	Rent Remission and Refunds		
	Sub-total	0.00	0.00
	Total Rental Income from Municipal Properties	434,694.00	434,694.00

A handwritten signature in black ink is written over a circular official stamp. The stamp is partially obscured by the signature and contains some illegible text and a central emblem.



Schedule I-4 : Fees & User Charges [Code No 140]

Schedule I-4 (a): Fees & User Charges – Function wise

Code No	Particulars	Current year (Rs.)	Previous Year (Rs.)
1	2	3	4
	Municipal Body	0.00	0.00
	Administration	0.00	0.00
	Finance, Accounts, Audit	0.00	0.00
	Election	0.00	0.00
	Record Room	0.00	0.00
	Estate	0.00	0.00
	Stores & Purchase	0.00	0.00
	Workshop	0.00	0.00
	Census	0.00	0.00
	Total income from fees & user charges – Function wise	0.00	0.00

Schedule I-4 (b): Fees & User Charges – Income head-wise [Code 140]

Code No	Particulars	Current year (Rs.)	Previous Year (Rs.)
1	2	3	4
140-10	Empanelment & Registration Charges	28,500.00	257,192.00
140-11	Licensing Fees	34,275.00	0.00
140-12	Fees for Grant of Permit	0.00	0.00
140-13	Fees for Certificate or Extract	240.00	1,910.00
	Tender Income	2,400,062.72	586,766.00
140-14	Development Charges	0.00	0.00
140-15	Regularization Fees	0.00	0.00
140-20	Pond Income	18,960.00	31,200.00
140-40	Other Fees	0.00	0.00
	Road cutting charges	32,500.00	138,528.00
	Mis.Income	0.00	0.00
	User Charges	0.00	0.00
140-50	User Charges	171,000.00	183,500.00
140-60	Income form Public Toilet	0.00	0.00
140-70	Service / Administrative Charges	0.00	73,127.00
140-80	School fee	0.00	0.00
	Sub-Total.	2,685,537.72	1,272,223.00
	Less:		
140-90	Rent Remission and Refunds	0.00	0.00
	Sub-total		
	Total income from Fees & User Charges – Income head-wise	2,685,537.72	1,272,223.00
			0.00
140 -50	User Charges		
	Revenue from Hospitals	0.00	0.00
		0.00	0.00


Schedule I-5 : Sale & Hire Charges [Code No 150]

Schedule I-5 (a): Sale & Hire Charges – Function wise

Code No	Particulars	Current Year (Rs.)	Previous Year (Rs.)
1	2	3	4
	Municipal Body	0.00	0.00
	Administration	0.00	0.00
	Finance, Accounts, Audit	0.00	0.00
	Election	0.00	0.00
	Record Room	0.00	0.00
	Estate	0.00	0.00
	Stores & Purchase	0.00	0.00
	Workshop	0.00	0.00
	Census	0.00	0.00
	0.00	0.00
	Total Income from Sale & Hire charges – Function wise	0.00	0.00

Schedule I-5 (b): Sale & Hire Charges – Income head-wise [Code No 150]

Detailed Head Code	Particulars	Current Year (Rs.)	Previous Year (Rs.)
150-10	Sale of Products	0.00	0.00
150-11	Sale of Forms & Publications	0.00	0.00
150-12	Sale of stores & scrap	0.00	721,500.00
150-30	Sale of Others	0.00	0.00
150-40	Hire Charges for Vehicles	0.00	0.00
150-41	Hire Charges for Equipment	0.00	0.00
	Total Income from Sale & Hire charges – income head-wise	0.00	721,500.00




Schedule I-6: Revenue Grants, Contributions & Subsidies [Code No160]

Code No	Particulars	Current year (Rs.)	Previous Year (Rs.)
1	2	3	4
160-10	Revenue Grant	414,358,751.00	308,510,358.00
160-20	Re-imbusement of expenses	0.00	0.00
60-30	Contribution towards schemes	0.00	0.00
	Total Revenue Grants, Contributions & Subsidies	414,358,751.00	308,510,358.00

Schedule I-7: Income from Investments – General Fund [Code No 170]

Code No	Particulars	Current year (Rs.)	Previous Year (Rs.)
1	2	3	4
170-10	Interest on Investments	0.00	0.00
170-20	Dividend	0.00	0.00
170-30	Income from projects taken up on commercial basis	0.00	0.00
	Profit in Sale of Investments	0.00	0.00
170-40	Others	0.00	0.00
170-80			
	Total Income from Investments	0.00	0.00


A handwritten signature in black ink is written over a circular official stamp. The stamp contains some text, including the word "SECRETARY" at the bottom, but it is mostly obscured by the signature.

Schedule I-8: Interest Earned [Code No 171]

Code No	Particulars	Current year (Rs.)	Previous Year (Rs.)
1	2	3	4
171-10	Interest from Bank Accounts	7,560,146.00	4,492,886.00
171-20	Interest on Loans and advances to Employees	0.00	0.00
	Interest on loans to others	0.00	0.00
171-30	Other Interest	0.00	0.00
171-80			0.00
	Total. – Interest Earned	7,560,146.00	4,492,886.00

Schedule I-9: Other Income [Code No180]

Code No	Particulars	Current year (Rs.)	Previous Year (Rs.)
1	2	3	4
180-10	Deposits Forfeited	0.00	0.00
180-11	Lapsed Deposits	0.00	0.00
180-20	Insurance Claim Recovery	0.00	15,607.00
180-30	Profit on Disposal of Fixed asses	0.00	0.00
180-40	Recovery from Employees	0.00	0.00
180-50	Unclaimed Refund/ Liabilities	0.00	0.00
180-60	Excess Provisions written back	0.00	0.00
180-80	Miscellaneous Income	802,538.00	508,887.00
	Total Other Income	802,538.00	524,494.00

A handwritten signature in blue ink is written over a circular official stamp. The stamp contains the text 'INTERESTED PARTY' and 'M/D'.


Schedule I-10: Establishment Expenses [code no 210]

Schedule I-10 (a): Establishment Expenses - Function wise

Code No	Particulars	Current year (Rs.)	Previous Year (Rs.)
1	2	3	4
	Municipal Body Salary	118,885,417.20	102,704,744.00
	Administration	-	-
	Finance, Accounts, Audit	0.00	0.00
	Election	0.00	0.00
	Provident Fund	20,429,381.00	6,627,557.00
	Sewer department salary	-	-
	Hospital Department salary	0.00	0.00
	Pension	27,836,714.00	20,130,344.00
	Record Room	0.00	0.00
	Estate	0.00	0.00
	Stores & Purchase	0.00	0.00
	Workshop	0.00	0.00
	Census	-	0.00
	Total establishment expenses - Function wise	167,151,512.20	129,482,845.00

Schedule I-11 (b): Administrative Expenses - Expenditure head-wise

Code No	Particulars	Current year (Rs.)	Previous Year (Rs.)
1	2	3	4
	Service Taxes	5,829,702.00	4,972,785.85
220-10	Office maintenance & School Main.	0.00	127,299.00
220-11	Communication Expenses	72,000.00	96,000.00
220-12	Books & Periodicals	0.00	0.00
220-20	Printing and Stationery	100,286.00	645,736.00
220-21	Travelling & Conveyance	239,466.00	114,000.00
220-30	Medical Expenses	137,975.00	266,916.00
220-40	Accounting Fees	212,400.00	319,644.00
220-50	Legal Expenses	594,382.00	652,000.00
220-51	Decoration & Lighting Exp	500,998.00	2,276,021.00
220-52	Advertisement and Publicity	3,656,453.00	2,895,596.50
220-60	Cleaning Exp.	9,419,227.00	7,566,042.00
220-61	Audit Fee	1,100,000.00	768,000.00
	Insurance	810,277.00	558,494.00
	Electricity Bill	0.00	500,000.00
	Swachchha Bharat Mishan	4,616,000.00	7,368,000.00
	Platation	2,783,221.00	1,300,269.00
	Chuna & Kalai Expenses	1,705,806.00	1,211,778.00
220-80	Other Administrative Expenses	0.00	0.00
	Total establishment expenses - expense head wise	31,778,193.00	31,638,581.35



Schedule I-12: Operations and Maintenance [Code No 230]

Schedule I-12 (a): Operations & Maintenance Expenses – Function wise

Code No	Particulars	Current year (Rs.)	Previous Year (Rs.)
1	2	3	4
	Municipal Body	9,147,306.00	6,559,371.00
	Administration	4,356,960.00	6,244,459.00
	Finance, Accounts, Audit	0.00	0.00
	PLA- SFC Expenses	0.00	0.00
	PLA- TFC Expenses	0.00	0.00
	Revolving Expenses	0.00	0.00
	Election	0.00	0.00
	Record Room	0.00	0.00
	Estate	0.00	0.00
	Stores & Purchase	0.00	0.00
	Workshop	0.00	0.00
	Census	13,504,266.00	12,803,830.00
	Total Operations & Maintenance expenses –		

Schedule I-12 (b): Operations & Maintenance – Expenditure head-wise

Code No	Particulars	Current year (Rs.)	Previous Year (Rs.)
1	2	3	4
230-10	Power & Fuel	0.00	0.00
230-20	Bulk Purchases	0.00	0.00
230-30	Consumption of Stores	0.00	1,723,658.00
230-40	Hire Charges	0.00	0.00
230-51	Repairs & maintenance – Infrastructure Assets	0.00	0.00
230-52	Repairs & maintenance – Civic Amenities	844,422.00	559,733.00
230-53	Repairs & maintenance – Buildings	9,991,728.00	8,842,762.00
Code No	Particulars	Current year (Rs.)	Previous Year (Rs.)
1	2	3	4
230-54	Repairs & maintenance – Vehicles	1,154,226.00	1,835,616.00
230-59	Repairs & maintenance – Electricity & Others	966,292.00	982,278.00
230-80	Other Operating & Maintenance Expenses	1,392,020.00	1,143,174.00
	Total operations & maintenance - expense head	13,504,266.00	12,803,830.00

Schedule I-13: Interest & Finance Charges [Code No 240]

Code No	Particulars	Current year (Rs.)	Previous Year (Rs.)
1	2	3	4
240-10	Interest on Loans from Central Government	0.00	0.00
	Interest on Loans from State Government	0.00	0.00
240-20	Interest on Loans from Government Bodies &	0.00	0.00
	Interest on Loans from International Agencies	0.00	0.00
240-30	Interest on Loans from Banks & Other Financial	0.00	0.00
	Institutions	0.00	0.00
240-40	Other Interest	19,896.98	9,360.85
	Bank Charges	0.00	0.00
240-50	Other Finance Expenses	0.00	9,518,053.00
240-60	Water supply & Sewerage	0.00	0.00
	Total Interest & Finance Charges	19,896.98	9,527,413.85

Schedule I-14: Programme Expenses [Code No 250]

Code No	Particulars	Current year (Rs.)	Previous Year (Rs.)
1	2	3	4
250-10	Election Expenses	337,943.00	0.00
250-20	Own Programmes	1,166,474.00	782,213.00
250-30	Share in Programmes of others	752,285.00	164,738.00
	Total Programme Expenses	2,256,702.00	946,951.00

Schedule I-15: Revenue Grants, Contributions & Subsidies [Code No 260]

Code No	Particulars	Current year (Rs.)	Previous Year (Rs.)
1	2	3	4
260-10	Grants Refund To Local Funds	5,720,000.00	3,509,274.00
260-20	Contributions [give details]	0.00	0.00
260-30	Subsidies [give details]	0.00	0.00
	Total Revenue Grants, Contributions & Subsidies	5,720,000.00	3,509,274.00

Schedule I-16: Provisions & Write off [Code No 270]

Code No	Particulars	Current year (Rs.)	Previous Year (Rs.)
1	2	3	4
270-10	Provisions for Doubtful receivables	0.00	0.00
270-20	Provision for other Assets	0.00	0.00
270-30	Revenues written off	0.00	0.00
270-40	Assets written off	0.00	0.00
270-50	Miscellaneous Expense written off	0.00	0.00
	Total Provisions & Write off	0.00	0.00

Schedule I-17: Miscellaneous Expenses [Code No 271]

Code No	Particulars	Current year (Rs.)	Previous Year (Rs.)
1	2	3	4
271-10	Loss on disposal of Assets	0.00	0.00
271-20	Loss on disposal of Investments	0.00	0.00
271-80	Other Miscellaneous Expenses	4,969,316.00	3,597,631.00
	Total Miscellaneous expenses	4,969,316.00	3,597,631.00

Schedule I-18: Prior Period Items (Net) [Code No 280]

Code No	Particulars	Current year (Rs.)	Previous Year (Rs.)
1	2	3	4
	Income		
280-10	Taxes	0.00	0.00
280-20	Other - Revenues	0.00	0.00
280-30	Recovery of revenues written off	0.00	0.00
280-40	Other income	0.00	0.00
	Sub - Total Income (a)	0.00	0.00
	Expenses		
280-50	Refund of Taxes	0.00	0.00
280-60	Refund of Other - Revenues	1.00	0.00
280-80	Other Expenses	0.00	0.00
	Sub - Total Income (b)	0.00	0.00
	Total Prior Period (Net) (a-b) -	0.00	0.00

